

Scaled data based on original data using
LM-79-08 Approved Method: Electrical and Photometric Measurements of Solid-
State Lighting Products

Test Report Prepared for
Cooper Lighting Solutions
(formerly Eaton)

Brand: McGRAW-EDISON

Report Number: P227431

Luminaire Tested: **ISW-AF-XXX-LED-E1-RW-8030-XXB**

Issue Date: 3/3/2020

Test Information

Test Method: LM-79-08
Report Number: P227431
TEST IS SCALED FROM IESNA LM-79-08 TEST DATA (P29767)
Test Lab: INNOVATION CENTER-P2
Issue Date: 3/3/2020
Manufacturer: COOPER LIGHTING SOLUTIONS (FORMERLY EATON)
Product Line: MCGRAW-EDISON
Catalog Number: ISW-AF-XXX-LED-E1-RW-8030-XXB
Description: IMPACT ELITE LED WEDGE LUMINAIRE, EMERGENCY MODE WITH BATTERY
BACKPACK BOX
LIGHT SQUARE WITH ACCULED OPTICS-RECTANGULAR WIDE TYPE I
Light Source: (16) 3000K CCT, 80 CRI LEDs
Ballast/Driver: ELECTRONIC DRIVER

Summary

Lumens per Lamp: N/A
Luminaire Lumens: 535 lumens
Efficiency: N/A
Efficacy: 41.2 lumens/watt
Luminous Opening: Rectangular (W 0.5' x L: 0.5' x H: 0')
IES Classification: Type II - Medium - Cutoff
BUG Rating: B0 - U1 - G0

Input Watts (W): 13
Input Voltage (V): 120
Input Current (Ain): NR
Voltage Rise (V): NR
Power Factor: NR
Total Harmonic Distortion (THDi): NR
Frequency (hertz): 60
Stabilization Time: NR
Operation Time: NR
Ambient Temperature (°C): NR
Test Distance: 25 FT

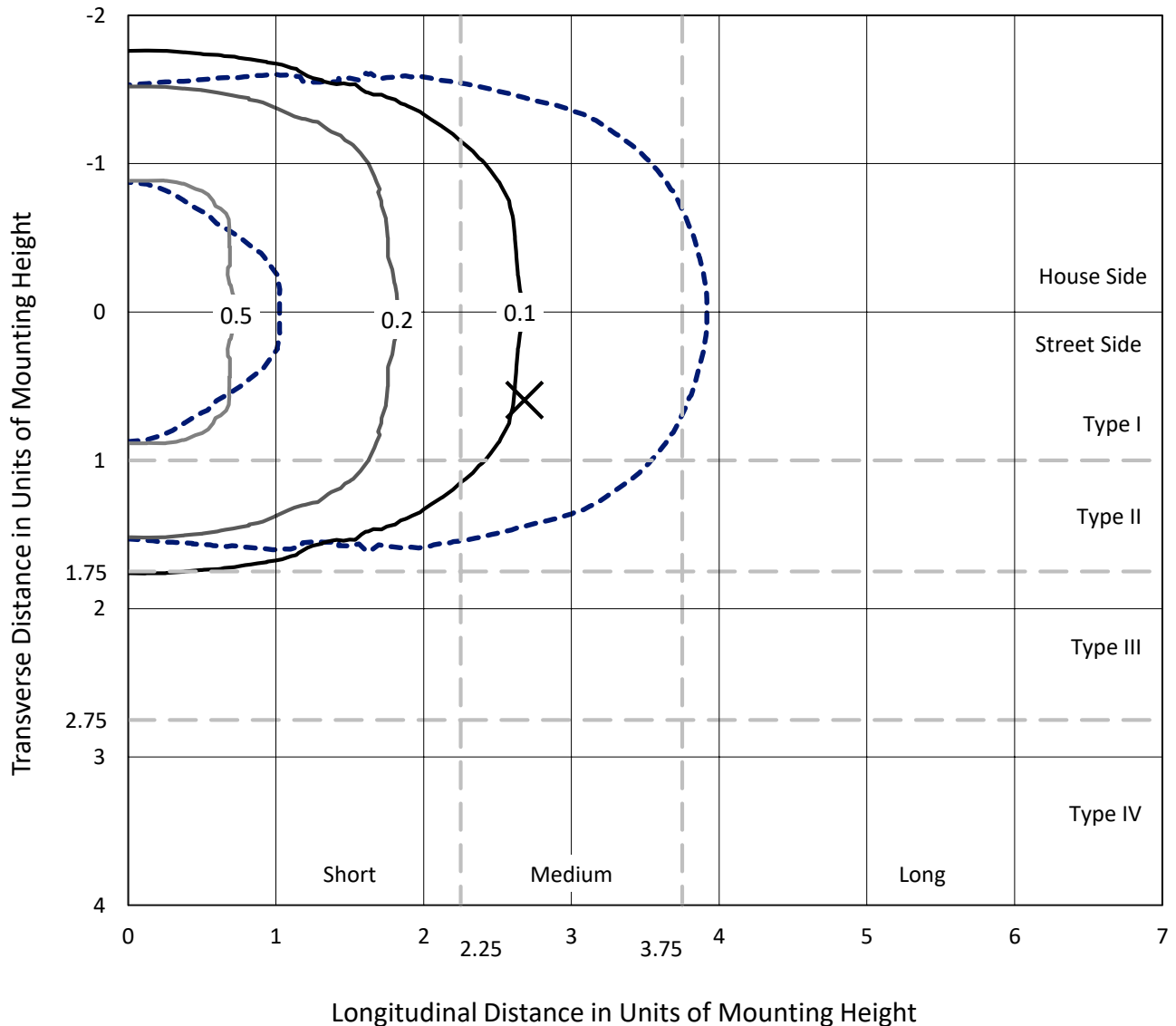


REPORT NUMBER: P227431

CATALOG NUMBER: ISW-AF-XXX-LED-E1-RW-8030-XXB

Iso-Footcandle Lines of Horizontal Illumination

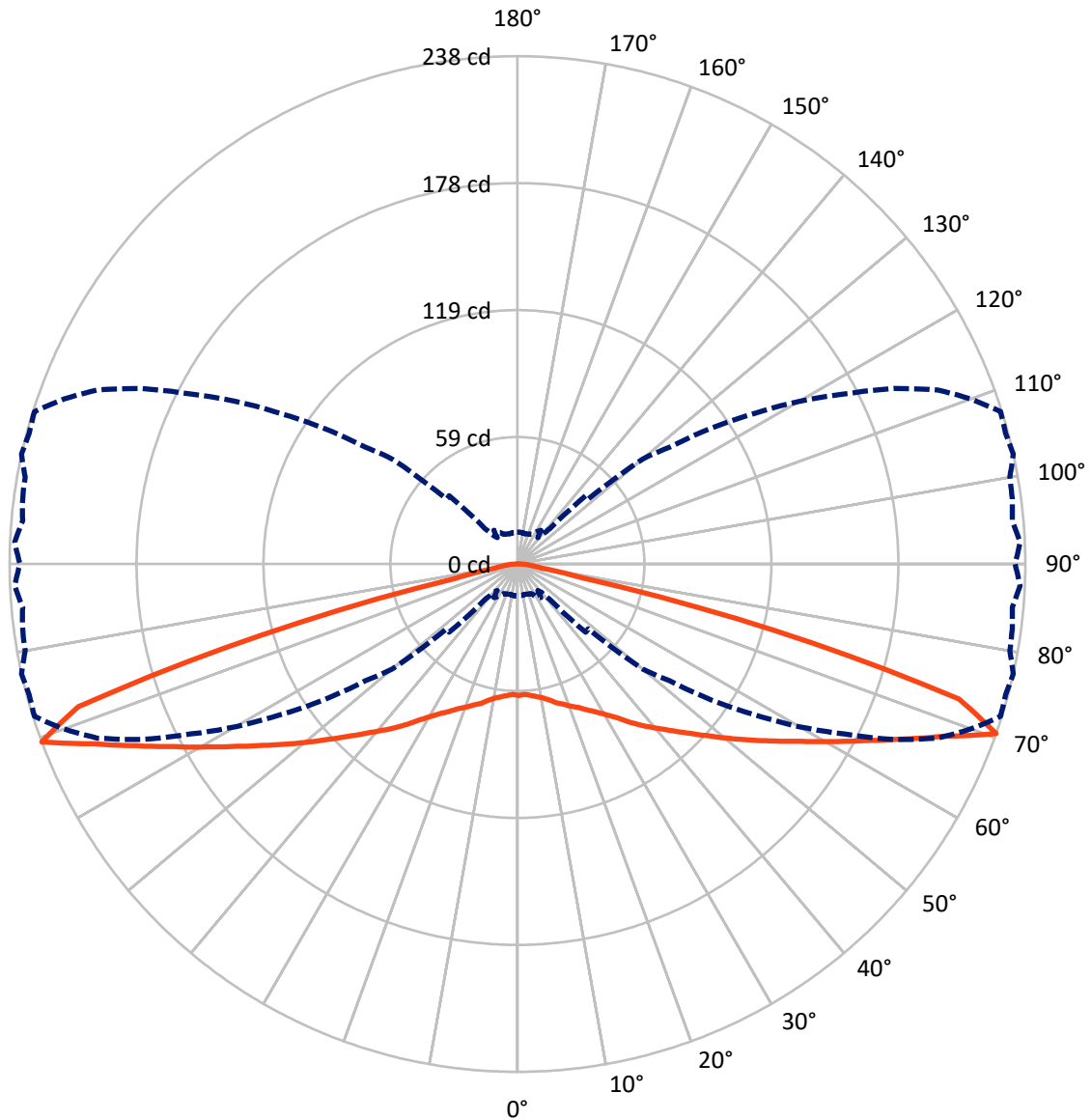
× Max cd
 - - - 1/2 Max cd



Based on 10 foot mounting height. Maximum calculated value = 0.6 fc
 Type II - Medium - Cutoff

REPORT NUMBER: P227431
CATALOG NUMBER: ISW-AF-XXX-LED-E1-RW-8030-XXB

Luminous Intensity Polar Plot



— Vertical Plane Through 77.5-Deg Lateral - - - Horizontal Cone Through 70-Deg Vertical

REPORT NUMBER: P227431

CATALOG NUMBER: ISW-AF-XXX-LED-E1-RW-8030-XXB

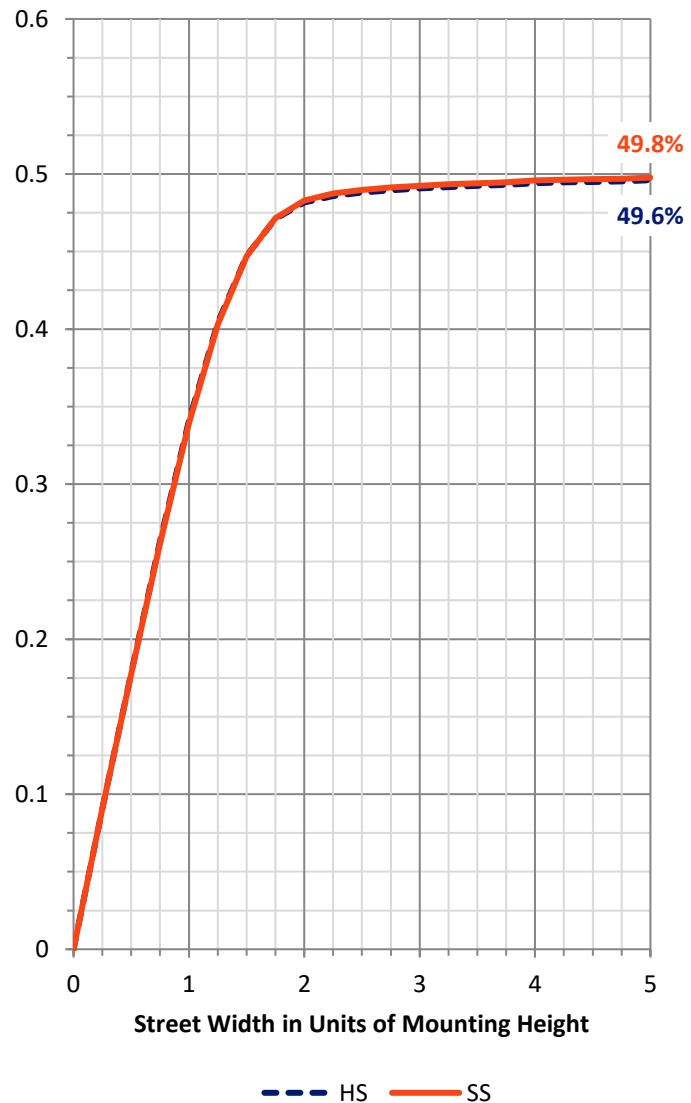
FLUX DISTRIBUTION:

		Downward	Upward	Total
House Side	Lumens	267.5	0.0	267.5
	% Fixture	50.0	0.0	50.0
Street Side	Lumens	267.5	0.0	267.5
	% Fixture	50.0	0.0	50.0
Total	Lumens	534.9	0.1	535.0
	% Fixture	100.0	0.0	100.0

Coefficient of Utilization

ZONAL LUMENS:

Zone	Lumens	% Fixture
0°-10°	5.9	1.1
10°-20°	18.6	3.5
20°-30°	34.9	6.5
30°-40°	60.9	11.4
40°-50°	99.3	18.6
50°-60°	135.9	25.4
60°-70°	125.0	23.4
70°-80°	48.9	9.1
80°-90°	5.4	1.0
90°-100°	0.1	0.0
100°-110°	0.0	0.0
110°-120°	0.0	0.0
120°-130°	0.0	0.0
130°-140°	0.0	0.0
140°-150°	0.0	0.0
150°-160°	0.0	0.0
160°-170°	0.0	0.0
170°-180°	0.0	0.0
0°-90°	534.9	100.0
0°-180°	535.0	100.0



REPORT NUMBER: P227431

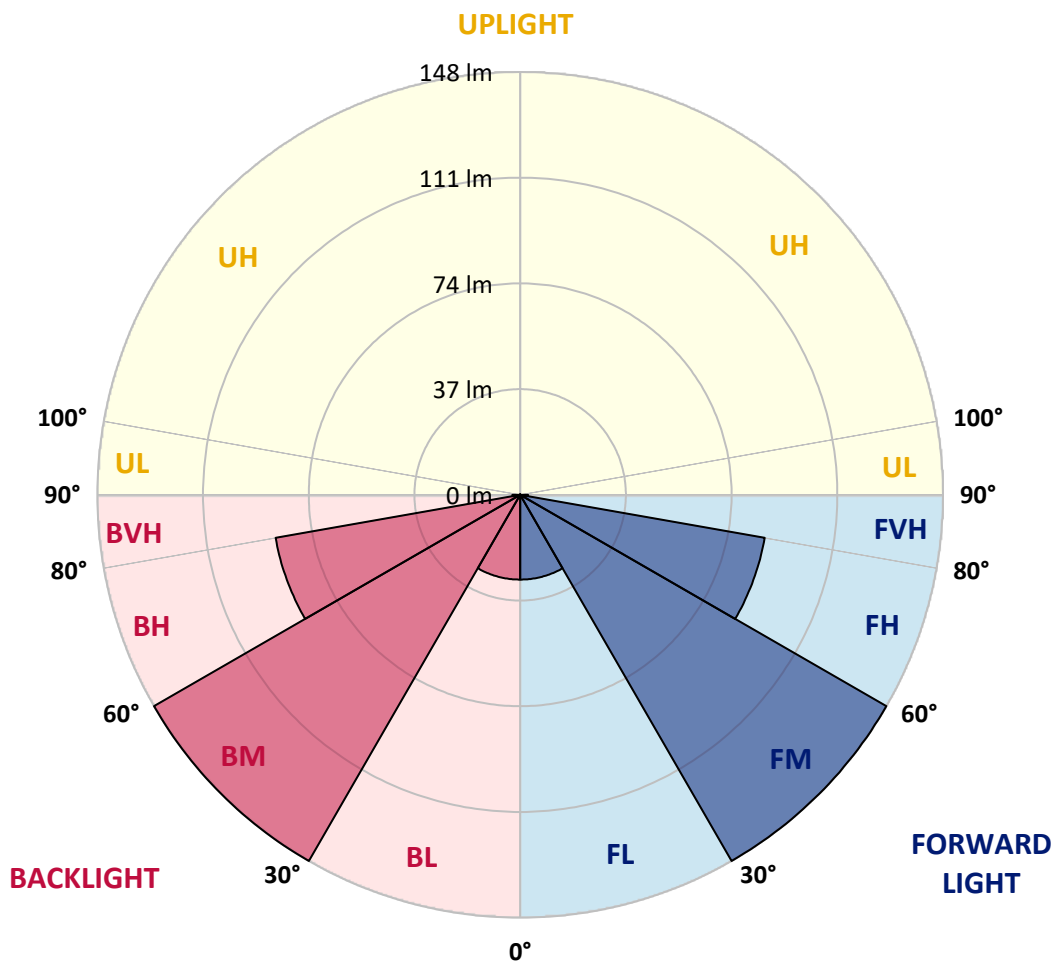
CATALOG NUMBER: ISW-AF-XXX-LED-E1-RW-8030-XXB

LUMINAIRE CLASSIFICATION SYSTEM LUMEN TABLE AND BUG RATING:

Zone	Lumens	% Fixture	Zone Rating/Lumen Limit		
			B	U	G
FL (0°-30°)	29.7	5.5			
FM (30°-60°)	148.1	27.7			
FH (60°-80°)	87.0	16.3			G0/660
FVH (80°-90°)	2.7	0.5			G0/10
BL (0°-30°)	29.7	5.5	B0/110		
BM (30°-60°)	148.1	27.7	B0/220		
BH (60°-80°)	87.0	16.3	B0/110		G0/110
BVH (80°-90°)	2.7	0.5			G0/10
UL (90°-100°)	0.1	0.0		U1/10	
UH (100°-180°)	0.0	0.0		U1/10	

BUG Rating: B0-U1-G0

Type II Medium





REPORT NUMBER: P227431

CATALOG NUMBER: ISW-AF-XXX-LED-E1-RW-8030-XXB

CANDELA DISTRIBUTION (FULL):

	0°	5°	15°	25°	35°	37.5°	40°	42.5°	45°	47.5°	50°
0°	61.5	61.5	61.5	61.5	61.5	61.5	61.5	61.5	61.5	61.5	61.5
2.5°	61.2	61.1	61.1	61.2	61.4	61.5	61.3	61.4	61.4	61.3	61.5
5°	61.4	61.3	61.4	61.5	61.8	62.0	61.9	61.9	62.0	61.9	62.2
7.5°	61.2	61.1	61.3	61.7	62.2	62.6	62.6	62.6	62.7	62.6	63.1
10°	60.5	60.4	60.8	61.5	62.6	62.8	63.0	63.1	63.6	63.6	64.1
12.5°	59.9	60.0	60.5	61.6	63.3	63.3	63.7	64.0	64.6	64.3	65.2
15°	60.1	60.3	61.0	62.3	64.5	64.4	64.7	65.0	66.0	65.3	66.7
17.5°	61.3	61.5	62.3	63.9	66.2	65.8	66.1	66.6	67.9	67.0	68.7
20°	63.2	63.5	64.4	66.1	68.2	67.8	68.1	68.7	70.3	69.4	71.1
22.5°	65.7	66.0	67.0	68.9	71.2	70.7	71.1	71.5	73.3	71.9	74.0
25°	69.1	69.4	70.4	72.5	75.1	74.5	74.7	75.0	76.8	75.2	77.2
27.5°	73.8	74.1	75.0	77.0	79.5	79.0	79.2	79.5	81.4	79.8	81.5
30°	79.8	80.1	80.9	82.9	85.0	84.4	84.7	84.9	86.6	85.1	86.5
32.5°	86.9	86.8	88.0	90.0	91.9	90.9	90.9	90.9	92.5	91.0	92.1
35°	95.2	95.2	96.4	98.4	100.1	98.9	98.4	98.1	99.9	97.9	98.7
37.5°	104.3	104.0	105.8	107.6	109.2	107.7	107.3	106.9	108.2	106.0	106.4
40°	114.0	113.7	115.7	117.7	118.8	116.9	116.5	116.0	117.4	115.3	115.2
42.5°	122.8	122.6	125.1	127.5	128.8	126.3	125.8	125.3	126.9	124.7	124.3
45°	130.3	130.2	133.1	136.4	138.7	136.1	135.7	134.9	136.5	133.9	133.6
47.5°	136.1	135.8	139.4	144.1	147.9	145.1	145.0	144.5	146.1	143.3	143.0
50°	140.1	140.3	144.2	149.7	155.8	153.2	153.4	153.2	155.7	152.8	153.2
52.5°	140.8	141.3	146.2	153.4	162.0	158.9	160.7	161.4	164.5	162.0	162.8
55°	132.4	133.7	141.3	153.8	165.9	163.9	166.2	168.2	172.6	170.5	171.9
57.5°	113.6	116.3	125.0	143.3	165.4	166.5	171.2	174.3	179.6	177.8	181.1
60°	87.7	89.6	99.3	120.6	150.3	151.8	160.2	170.2	182.3	184.8	190.0
62.5°	57.4	58.5	68.0	89.6	124.3	124.7	135.2	148.2	169.2	174.7	189.3
65°	28.5	30.0	35.0	51.6	87.0	86.4	97.9	113.1	140.3	146.4	170.1
67.5°	17.8	18.0	19.0	23.9	43.6	38.7	48.2	64.1	97.0	102.5	132.5
70°	15.0	14.9	14.6	15.3	19.2	15.6	17.2	22.5	45.2	44.9	76.4
72.5°	13.8	13.5	12.9	12.8	13.4	12.3	12.4	12.7	18.1	15.2	29.4
75°	12.7	12.2	11.4	11.2	11.2	10.3	10.3	10.4	11.7	11.0	13.4
77.5°	11.3	10.8	10.0	9.7	9.4	8.4	8.3	8.4	9.4	8.8	10.0
80°	9.8	9.2	8.7	8.2	7.7	6.8	6.6	6.6	7.5	6.8	7.8
82.5°	8.5	7.8	7.6	6.8	6.1	5.4	5.1	4.7	5.5	4.8	5.8
85°	6.3	5.7	7.2	6.1	4.9	4.3	3.5	2.9	3.5	2.8	3.7
87.5°	3.6	3.4	6.4	4.8	4.3	4.6	2.8	2.0	2.0	1.7	2.0
90°	0.7	0.8	1.0	0.7	0.9	0.5	0.2	0.2	0.5	0.3	0.6
92.5°	0.0	0.0	0.0	0.0	0.0	0.0	0.0	0.0	0.0	0.0	0.0
95°	0.0	0.0	0.0	0.0	0.0	0.0	0.0	0.0	0.0	0.0	0.0
97.5°	0.0	0.0	0.0	0.0	0.0	0.0	0.0	0.0	0.0	0.0	0.0
100°	0.0	0.0	0.0	0.0	0.0	0.0	0.0	0.0	0.0	0.0	0.0
102.5°	0.0	0.0	0.0	0.0	0.0	0.0	0.0	0.0	0.0	0.0	0.0
105°	0.0	0.0	0.0	0.0	0.0	0.0	0.0	0.0	0.0	0.0	0.0
107.5°	0.0	0.0	0.0	0.0	0.0	0.0	0.0	0.0	0.0	0.0	0.0
110°	0.0	0.0	0.0	0.0	0.0	0.0	0.0	0.0	0.0	0.0	0.0



REPORT NUMBER: P227431

CATALOG NUMBER: ISW-AF-XXX-LED-E1-RW-8030-XXB

CANDELA DISTRIBUTION (continued):

	0°	5°	15°	25°	35°	37.5°	40°	42.5°	45°	47.5°	50°
112.5°	0.0	0.0	0.0	0.0	0.0	0.0	0.0	0.0	0.0	0.0	0.0
115°	0.0	0.0	0.0	0.0	0.0	0.0	0.0	0.0	0.0	0.0	0.0
117.5°	0.0	0.0	0.0	0.0	0.0	0.0	0.0	0.0	0.0	0.0	0.0
120°	0.0	0.0	0.0	0.0	0.0	0.0	0.0	0.0	0.0	0.0	0.0
122.5°	0.0	0.0	0.0	0.0	0.0	0.0	0.0	0.0	0.0	0.0	0.0
125°	0.0	0.0	0.0	0.0	0.0	0.0	0.0	0.0	0.0	0.0	0.0
127.5°	0.0	0.0	0.0	0.0	0.0	0.0	0.0	0.0	0.0	0.0	0.0
130°	0.0	0.0	0.0	0.0	0.0	0.0	0.0	0.0	0.0	0.0	0.0
132.5°	0.0	0.0	0.0	0.0	0.0	0.0	0.0	0.0	0.0	0.0	0.0
135°	0.0	0.0	0.0	0.0	0.0	0.0	0.0	0.0	0.0	0.0	0.0
137.5°	0.0	0.0	0.0	0.0	0.0	0.0	0.0	0.0	0.0	0.0	0.0
140°	0.0	0.0	0.0	0.0	0.0	0.0	0.0	0.0	0.0	0.0	0.0
142.5°	0.0	0.0	0.0	0.0	0.0	0.0	0.0	0.0	0.0	0.0	0.0
145°	0.0	0.0	0.0	0.0	0.0	0.0	0.0	0.0	0.0	0.0	0.0
147.5°	0.0	0.0	0.0	0.0	0.0	0.0	0.0	0.0	0.0	0.0	0.0
150°	0.0	0.0	0.0	0.0	0.0	0.0	0.0	0.0	0.0	0.0	0.0
152.5°	0.0	0.0	0.0	0.0	0.0	0.0	0.0	0.0	0.0	0.0	0.0
155°	0.0	0.0	0.0	0.0	0.0	0.0	0.0	0.0	0.0	0.0	0.0
157.5°	0.0	0.0	0.0	0.0	0.0	0.0	0.0	0.0	0.0	0.0	0.0
160°	0.0	0.0	0.0	0.0	0.0	0.0	0.0	0.0	0.0	0.0	0.0
162.5°	0.0	0.0	0.0	0.0	0.0	0.0	0.0	0.0	0.0	0.0	0.0
165°	0.0	0.0	0.0	0.0	0.0	0.0	0.0	0.0	0.0	0.0	0.0
167.5°	0.0	0.0	0.0	0.0	0.0	0.0	0.0	0.0	0.0	0.0	0.0
170°	0.0	0.0	0.0	0.0	0.0	0.0	0.0	0.0	0.0	0.0	0.0
172.5°	0.0	0.0	0.0	0.0	0.0	0.0	0.0	0.0	0.0	0.0	0.0
175°	0.0	0.0	0.0	0.0	0.0	0.0	0.0	0.0	0.0	0.0	0.0
177.5°	0.0	0.0	0.0	0.0	0.0	0.0	0.0	0.0	0.0	0.0	0.0
180°	0.0	0.0	0.0	0.0	0.0	0.0	0.0	0.0	0.0	0.0	0.0



REPORT NUMBER: P227431

CATALOG NUMBER: ISW-AF-XXX-LED-E1-RW-8030-XXB

CANDELA DISTRIBUTION (continued):

	52.5°	55°	57.5°	60°	62.5°	65°	67.5°	70°	72.5°	75°	77.5°
0°	61.5	61.5	61.5	61.5	61.5	61.5	61.5	61.5	61.5	61.5	61.5
2.5°	61.3	61.5	61.2	61.5	61.0	61.5	61.1	61.5	61.1	61.5	61.1
5°	61.7	62.3	61.6	62.5	61.5	62.5	61.6	62.6	61.8	62.6	61.7
7.5°	62.3	63.4	62.5	63.6	62.3	63.7	62.6	63.9	62.7	64.0	62.6
10°	63.1	64.5	63.3	64.7	63.2	64.8	63.3	65.1	63.5	65.2	63.6
12.5°	63.8	65.6	64.2	66.1	64.4	66.4	64.7	66.9	65.0	67.3	65.2
15°	65.2	67.5	65.7	68.0	66.1	68.4	66.5	69.0	66.9	69.5	67.3
17.5°	66.9	69.5	67.6	69.9	67.8	70.4	68.3	70.8	68.7	71.4	68.9
20°	69.2	71.8	69.9	72.1	70.1	72.4	70.4	72.6	70.8	73.1	71.0
22.5°	71.9	74.4	72.2	74.4	72.2	74.4	72.4	74.4	72.6	74.8	72.9
25°	75.2	77.4	75.3	77.2	75.0	76.9	75.0	76.9	75.2	77.0	75.6
27.5°	79.6	81.4	79.2	80.8	78.5	80.1	78.1	79.8	78.2	79.8	78.4
30°	84.7	86.2	83.7	85.1	82.5	83.7	81.6	83.0	81.4	82.9	81.8
32.5°	90.2	91.4	88.9	90.0	87.3	88.4	86.2	87.1	85.7	86.6	85.9
35°	96.3	97.6	95.0	96.0	93.3	94.3	92.0	92.5	91.0	91.7	91.0
37.5°	103.6	104.7	101.7	102.7	99.8	101.0	98.2	98.7	96.9	97.3	96.1
40°	111.5	112.7	109.1	110.1	106.5	107.8	104.7	105.1	102.7	103.1	101.1
42.5°	120.0	121.1	116.7	117.5	113.2	114.7	111.0	111.7	108.8	109.2	106.7
45°	129.4	130.0	125.1	125.7	120.6	122.0	117.4	118.6	115.2	116.0	113.1
47.5°	138.1	139.4	134.0	134.5	129.0	129.8	124.6	126.1	122.5	123.7	120.2
50°	148.1	149.0	143.9	144.0	138.7	139.0	133.1	134.6	130.7	132.0	128.2
52.5°	158.3	159.0	153.4	154.0	148.7	149.3	143.4	144.0	139.4	140.5	136.8
55°	168.2	168.4	163.8	163.7	158.7	159.7	153.2	154.6	149.2	150.4	146.2
57.5°	178.2	178.7	174.5	174.6	169.7	170.4	164.5	165.5	160.4	161.8	156.6
60°	188.6	190.4	186.2	186.7	182.0	183.4	176.3	177.6	172.0	174.3	168.7
62.5°	195.3	201.8	201.0	201.8	197.4	198.1	190.7	192.8	186.1	187.8	182.0
65°	182.6	198.4	206.4	215.2	215.5	217.7	210.6	211.4	204.7	204.3	197.5
67.5°	148.8	168.3	181.9	200.0	212.6	224.8	229.2	230.3	226.7	222.9	215.2
70°	89.8	111.1	131.0	152.3	172.3	194.3	212.9	225.8	237.1	236.5	237.7
72.5°	35.5	53.2	66.5	86.5	106.3	130.6	151.2	169.4	188.8	200.7	216.1
75°	14.0	18.5	21.6	32.8	42.3	60.4	78.5	88.4	103.6	113.9	124.6
77.5°	10.1	11.0	11.2	13.0	13.7	19.0	22.2	25.6	28.8	30.8	30.5
80°	7.8	8.4	8.4	9.2	9.1	10.2	9.9	10.9	10.8	11.6	11.0
82.5°	5.8	6.2	6.2	6.8	6.8	7.5	7.3	7.9	7.7	8.3	7.7
85°	3.8	4.2	4.2	4.5	4.3	5.0	4.9	5.4	5.1	5.4	5.0
87.5°	2.1	2.4	2.4	2.7	2.4	2.9	2.8	3.1	2.8	3.1	2.9
90°	0.3	0.5	0.3	0.5	0.2	0.7	0.4	0.8	0.2	0.9	0.4
92.5°	0.0	0.0	0.0	0.0	0.0	0.0	0.0	0.0	0.0	0.0	0.0
95°	0.0	0.0	0.0	0.0	0.0	0.0	0.0	0.0	0.0	0.0	0.0
97.5°	0.0	0.0	0.0	0.0	0.0	0.0	0.0	0.0	0.0	0.0	0.0
100°	0.0	0.0	0.0	0.0	0.0	0.0	0.0	0.0	0.0	0.0	0.0
102.5°	0.0	0.0	0.0	0.0	0.0	0.0	0.0	0.0	0.0	0.0	0.0
105°	0.0	0.0	0.0	0.0	0.0	0.0	0.0	0.0	0.0	0.0	0.0
107.5°	0.0	0.0	0.0	0.0	0.0	0.0	0.0	0.0	0.0	0.0	0.0
110°	0.0	0.0	0.0	0.0	0.0	0.0	0.0	0.0	0.0	0.0	0.0



REPORT NUMBER: P227431

CATALOG NUMBER: ISW-AF-XXX-LED-E1-RW-8030-XXB

CANDELA DISTRIBUTION (continued):

	52.5°	55°	57.5°	60°	62.5°	65°	67.5°	70°	72.5°	75°	77.5°
112.5°	0.0	0.0	0.0	0.0	0.0	0.0	0.0	0.0	0.0	0.0	0.0
115°	0.0	0.0	0.0	0.0	0.0	0.0	0.0	0.0	0.0	0.0	0.0
117.5°	0.0	0.0	0.0	0.0	0.0	0.0	0.0	0.0	0.0	0.0	0.0
120°	0.0	0.0	0.0	0.0	0.0	0.0	0.0	0.0	0.0	0.0	0.0
122.5°	0.0	0.0	0.0	0.0	0.0	0.0	0.0	0.0	0.0	0.0	0.0
125°	0.0	0.0	0.0	0.0	0.0	0.0	0.0	0.0	0.0	0.0	0.0
127.5°	0.0	0.0	0.0	0.0	0.0	0.0	0.0	0.0	0.0	0.0	0.0
130°	0.0	0.0	0.0	0.0	0.0	0.0	0.0	0.0	0.0	0.0	0.0
132.5°	0.0	0.0	0.0	0.0	0.0	0.0	0.0	0.0	0.0	0.0	0.0
135°	0.0	0.0	0.0	0.0	0.0	0.0	0.0	0.0	0.0	0.0	0.0
137.5°	0.0	0.0	0.0	0.0	0.0	0.0	0.0	0.0	0.0	0.0	0.0
140°	0.0	0.0	0.0	0.0	0.0	0.0	0.0	0.0	0.0	0.0	0.0
142.5°	0.0	0.0	0.0	0.0	0.0	0.0	0.0	0.0	0.0	0.0	0.0
145°	0.0	0.0	0.0	0.0	0.0	0.0	0.0	0.0	0.0	0.0	0.0
147.5°	0.0	0.0	0.0	0.0	0.0	0.0	0.0	0.0	0.0	0.0	0.0
150°	0.0	0.0	0.0	0.0	0.0	0.0	0.0	0.0	0.0	0.0	0.0
152.5°	0.0	0.0	0.0	0.0	0.0	0.0	0.0	0.0	0.0	0.0	0.0
155°	0.0	0.0	0.0	0.0	0.0	0.0	0.0	0.0	0.0	0.0	0.0
157.5°	0.0	0.0	0.0	0.0	0.0	0.0	0.0	0.0	0.0	0.0	0.0
160°	0.0	0.0	0.0	0.0	0.0	0.0	0.0	0.0	0.0	0.0	0.0
162.5°	0.0	0.0	0.0	0.0	0.0	0.0	0.0	0.0	0.0	0.0	0.0
165°	0.0	0.0	0.0	0.0	0.0	0.0	0.0	0.0	0.0	0.0	0.0
167.5°	0.0	0.0	0.0	0.0	0.0	0.0	0.0	0.0	0.0	0.0	0.0
170°	0.0	0.0	0.0	0.0	0.0	0.0	0.0	0.0	0.0	0.0	0.0
172.5°	0.0	0.0	0.0	0.0	0.0	0.0	0.0	0.0	0.0	0.0	0.0
175°	0.0	0.0	0.0	0.0	0.0	0.0	0.0	0.0	0.0	0.0	0.0
177.5°	0.0	0.0	0.0	0.0	0.0	0.0	0.0	0.0	0.0	0.0	0.0
180°	0.0	0.0	0.0	0.0	0.0	0.0	0.0	0.0	0.0	0.0	0.0



REPORT NUMBER: P227431

CATALOG NUMBER: ISW-AF-XXX-LED-E1-RW-8030-XXB

CANDELA DISTRIBUTION (continued):

	80°	82.5°	85°	87.5°	90°
0°	61.5	61.5	61.5	61.5	61.5
2.5°	61.5	61.3	61.6	61.1	61.5
5°	62.6	61.9	62.7	61.9	62.6
7.5°	64.1	62.9	64.1	62.9	64.1
10°	65.5	63.5	65.6	63.7	65.6
12.5°	67.6	65.2	67.9	65.3	67.9
15°	70.0	67.3	70.3	67.4	70.4
17.5°	71.8	69.2	72.2	69.2	72.2
20°	73.4	71.4	73.8	71.4	74.0
22.5°	75.2	73.7	75.7	73.7	76.2
25°	77.6	76.6	78.1	76.7	78.5
27.5°	80.3	79.6	80.9	79.9	81.2
30°	83.6	83.3	84.0	83.5	84.3
32.5°	87.2	87.7	87.7	87.7	88.1
35°	92.5	92.9	92.9	93.1	93.2
37.5°	97.5	98.3	98.2	98.4	98.4
40°	102.8	103.8	103.8	103.8	104.0
42.5°	108.6	109.7	109.9	109.4	109.7
45°	115.1	115.5	115.9	115.7	116.2
47.5°	122.1	122.5	122.8	122.5	123.4
50°	130.4	130.3	131.2	130.3	131.6
52.5°	139.0	139.8	140.3	139.4	140.3
55°	148.8	148.6	150.4	149.2	150.4
57.5°	159.5	159.5	161.3	160.2	161.6
60°	172.2	171.2	173.7	171.9	173.7
62.5°	185.0	183.2	186.0	184.5	186.8
65°	199.8	197.2	199.9	197.8	200.0
67.5°	214.8	211.8	212.6	211.6	212.8
70°	234.0	233.6	232.5	235.5	232.9
72.5°	213.6	218.2	214.5	221.7	216.8
75°	131.3	139.7	144.3	151.6	150.5
77.5°	31.1	27.6	30.5	27.3	30.8
80°	11.5	10.5	10.9	9.5	10.6
82.5°	7.9	6.8	6.6	5.3	5.7
85°	5.0	4.1	3.8	3.1	3.5
87.5°	3.0	2.3	2.1	1.8	1.9
90°	0.9	0.3	0.6	0.2	0.6
92.5°	0.0	0.0	0.0	0.0	0.0
95°	0.0	0.0	0.0	0.0	0.0
97.5°	0.0	0.0	0.0	0.0	0.0
100°	0.0	0.0	0.0	0.0	0.0
102.5°	0.0	0.0	0.0	0.0	0.0
105°	0.0	0.0	0.0	0.0	0.0
107.5°	0.0	0.0	0.0	0.0	0.0
110°	0.0	0.0	0.0	0.0	0.0



REPORT NUMBER: P227431

CATALOG NUMBER: ISW-AF-XXX-LED-E1-RW-8030-XXB

CANDELA DISTRIBUTION (continued):

	80°	82.5°	85°	87.5°	90°
112.5°	0.0	0.0	0.0	0.0	0.0
115°	0.0	0.0	0.0	0.0	0.0
117.5°	0.0	0.0	0.0	0.0	0.0
120°	0.0	0.0	0.0	0.0	0.0
122.5°	0.0	0.0	0.0	0.0	0.0
125°	0.0	0.0	0.0	0.0	0.0
127.5°	0.0	0.0	0.0	0.0	0.0
130°	0.0	0.0	0.0	0.0	0.0
132.5°	0.0	0.0	0.0	0.0	0.0
135°	0.0	0.0	0.0	0.0	0.0
137.5°	0.0	0.0	0.0	0.0	0.0
140°	0.0	0.0	0.0	0.0	0.0
142.5°	0.0	0.0	0.0	0.0	0.0
145°	0.0	0.0	0.0	0.0	0.0
147.5°	0.0	0.0	0.0	0.0	0.0
150°	0.0	0.0	0.0	0.0	0.0
152.5°	0.0	0.0	0.0	0.0	0.0
155°	0.0	0.0	0.0	0.0	0.0
157.5°	0.0	0.0	0.0	0.0	0.0
160°	0.0	0.0	0.0	0.0	0.0
162.5°	0.0	0.0	0.0	0.0	0.0
165°	0.0	0.0	0.0	0.0	0.0
167.5°	0.0	0.0	0.0	0.0	0.0
170°	0.0	0.0	0.0	0.0	0.0
172.5°	0.0	0.0	0.0	0.0	0.0
175°	0.0	0.0	0.0	0.0	0.0
177.5°	0.0	0.0	0.0	0.0	0.0
180°	0.0	0.0	0.0	0.0	0.0

(END OF REPORT)